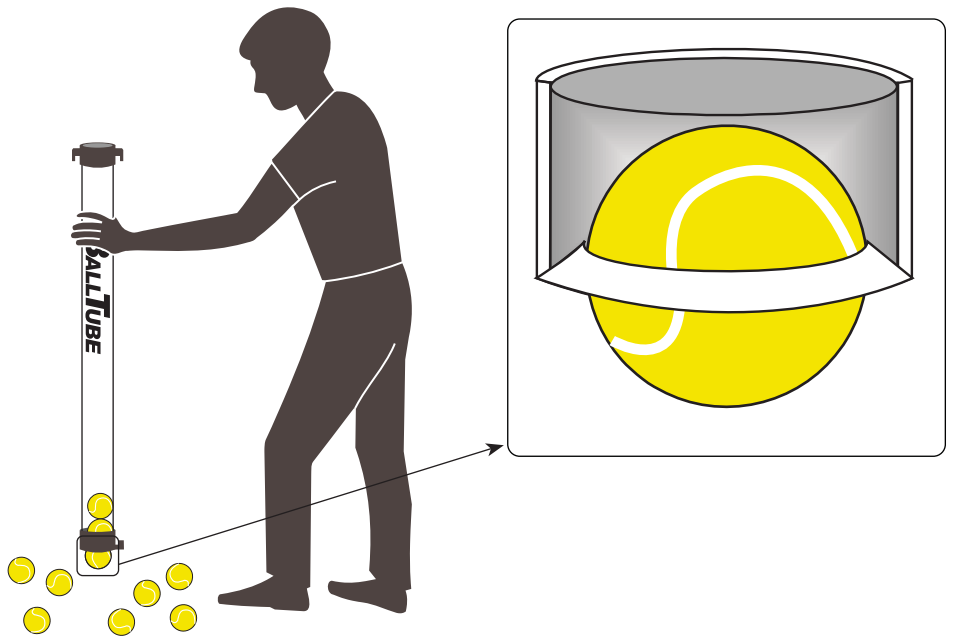


EASY PICKUP

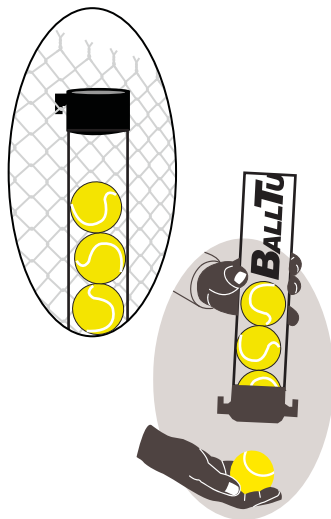
To pick up a ball, place the BallTube over the top of a tennis ball and press down.

The tennis ball is forced through a rubber flange inside the end cap and into the tube.




DISPENSE BALLS

To dispense balls, hang the BallTube on a chain link fence with the rubber band end facing the ground. Slide the rubber band away from the center to create an opening allowing a tennis ball to release into your hand.



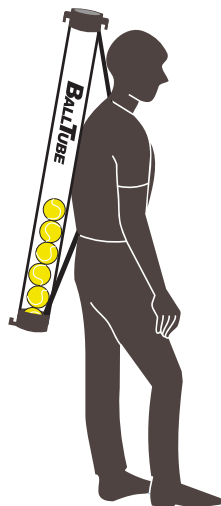
FILL BASKET OR CART

To use as a traditional ball pickup, gather balls until the BallTube is full then dump balls into a Ballhopper basket or teaching cart.



EASY TO CARRY

The BallTube is extremely light when empty. When the BallTube or your hands are full, simply place the BallTube shoulder strap over your shoulder.



QUICK PICKUP

Use BallTube pickup activities for players during lessons, clinics or camps for quick court clean up.

