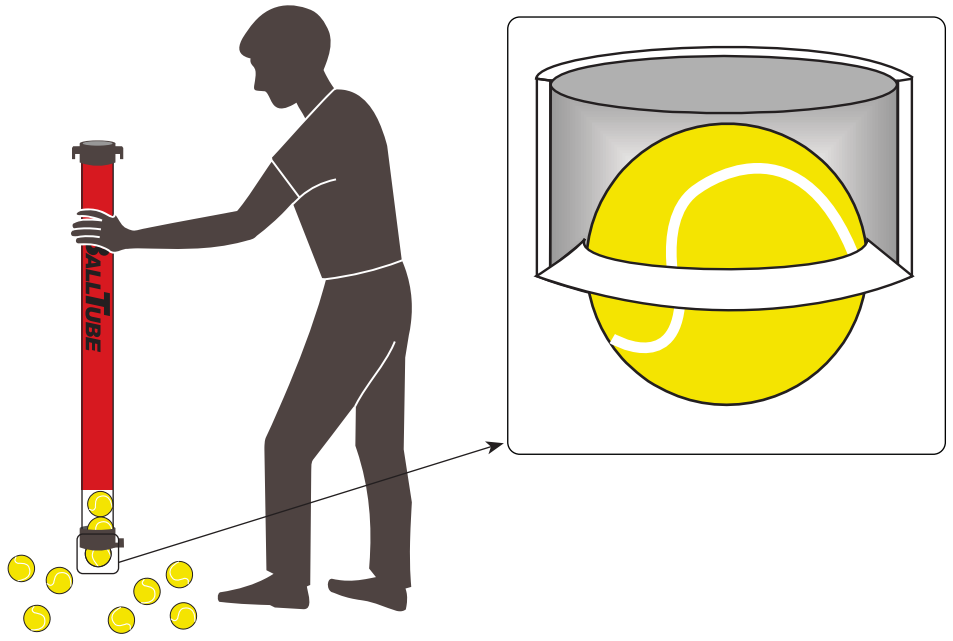


### EASY PICKUP


To pick up a ball, place the BallTube over the top of a tennis ball and press down.

The tennis ball is forced through a rubber flange inside the end cap and into the tube.



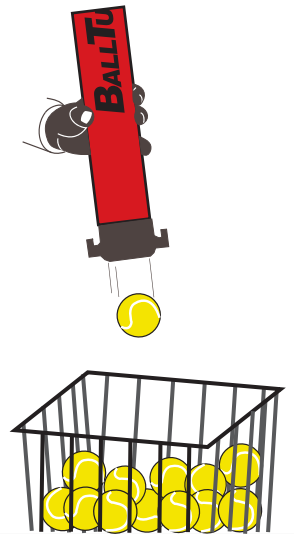
### DISPENSE BALLS

To dispense balls, hang the BallTube on a chain link fence with the rubber band end facing the ground. Slide the rubber band away from the center to create an opening allowing a tennis ball to release into your hand.




### FILL BASKET OR CART

To use as a traditional ball pickup, gather balls until the BallTube is full then dump balls into a Ballhopper basket or teaching cart.



### EASY TO CARRY

The BallTube is extremely light when empty. When the BallTube or your hands are full, simply place the BallTube shoulder strap over your shoulder.



### QUICK PICKUP

Use BallTube pickup activities for players during lessons, clinics or camps for quick court clean up.

